

DSPM MPO Patch Cord

The MPO patch cord provides quick connection specifically for multi-fiber cable up to 24 fibers.

In the MPO, connector terminations are in ribbons of 12 fibers. For 24-fiber design, two ribbons are used. For QSFP fan-outs, only 8 fibers are used, to be terminated by 4xLC duplex connectors.

Connection integrity is provided by the spring action side latch housing and alignment is achieved with high precision guide pins.

MPO/MTP patch cords are supplied as standard with female connectors and a Type B polarity.

Available MPO-MPO patch cords or fan-out from MPO to single fiber connectors LC, E2000, SC, ST and FC.



Applications

- Telecommunication & Data Communication networks
- Equipment/Switch interconnections 40G and 100G IEEE 802.3
- Interconnections for high-speed parallel optical transmitters and receivers
- QSFP, CXP, CFP, PSM4 standards

Features

- 8, 12 and 24 fibers
- Singlemode (OS2) and multimode applications OM3/OM4/OM5
- Low insertion & high backscatter attenuation - ELITE version
- Push-on/Pull-off latching connector
- Removable housing is colored-coded to differentiate singlemode and multimode
- IEC61754-7, TIA/EIA 604-5, ANSI/TIA/EIA-604-5-199

Specifications

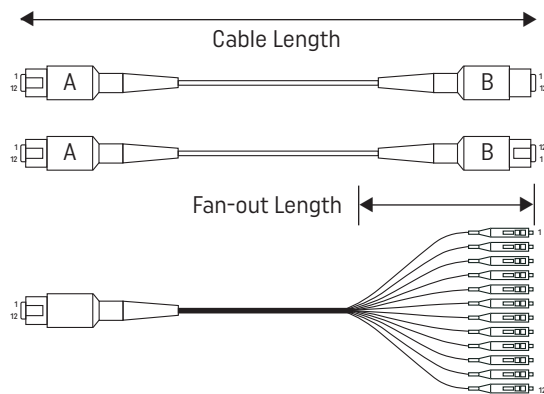
Parameters	Unit	Specifications
Insertion loss (Elite) multimode	dB	0.2 typically 0.35 max
Insertion loss (Elite) singlemode	dB	0.2 typically 0.35 max
Optical return loss ORL multimode	dB	≥ 20
Optical return loss ORL singlemode	dB	≥ 60
Operating Temperature	°C	-10 to +60
Durability multimode	dB	< 0.2 dB change (per EIA-455-21A) 500 reconnects
Durability singlemode	dB	< 0.3 dB change (per EIA-455-21A) 500 reconnects
Connector color multimode OM3 / OM4 / OM5		Aqua / Magenta / Lime green
Connector color singlemode		Yellow
Minimum bend-radius		10 x cable diameter

Lengths & Connections

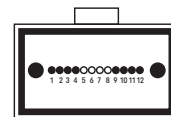
Straight cable – polarity A
(KeyUp/KeyDown)

Cross cable – polarity B
(KeyUp/KeyUp)

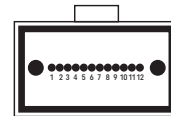
Fan-out Cable



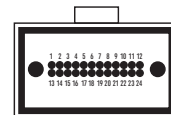
MPO 8 fibers



MPO 12 fibers



MPO 24 fibers



ORDERING CODES

DSPM: MPO Patch Cord

DS	PM	✓	-	✓	/	✓	???	-	??	-	✓	-	??	
														Fiber Type
S2														OS2 SM 09/125 μm
M3														OM3 MM 50/125 μm
M4														OM4 MM 50/125 μm
M5														OM5 MM 50/125 μm
														Connector A / Connector B
MPM						MPM								MPO connector male
MTM						MTM								MTP connector male
MPF						MPF								MPO connector female
MTF						MTF								MTP connector female
						LC								LC/PC
						LCA								LC/APC
						SC								SC/PC
						SCA								SC/APC
						E2A								E2000/APC
							5.0							Patch Cord Length (m)
									12					Fiber Count (8-12-24)
														Design
											A			Straight cable, polarity A
											B			Cross cable, polarity B
											F			Fan-out cable
												??		Fan-out Tail Lengths (m)

Example

DS PM M4 - MPF / MPF 5.0 - 12 - A - INTEL DAT MPO patch cord, OM4, MPO female - MPO female connectors, 5 m length, 12 fibers, straight cable, polarity A

*Special configurations can be provided assembled in accordance with your requirements